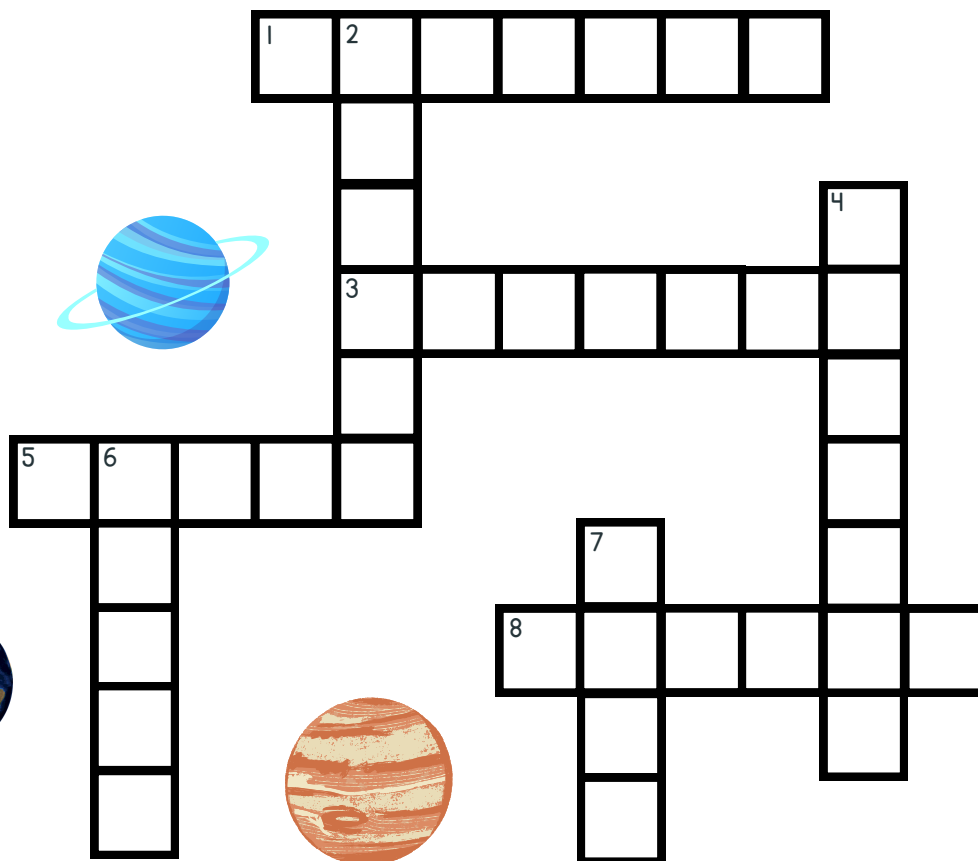





# PLANETS






## Horizontal

1. Open hands (palms down, pointing forward) circle round to finish palms up as though tracing shape of globe; then make letter shape "J".
3. Open hands (palms down, pointing forward) circle round to finish palms up as though tracing shape of globe; then make letter shape "N".
5. Open hands (palms down, pointing forward) circle round to finish palms up as though tracing shape of globe; then make letter shape "V".
8. Open hands (palms down, pointing forward) circle round to finish palms up as though tracing shape of globe; then make letter shape "S".

## Vertical

2. Open hands (palms down, pointing forward) circle round to finish palms up as though tracing shape of globe; then make letter shape "U".
4. Open hands (palms down, pointing forward) circle round to finish palms up as though tracing shape of globe; then make letter shapes "M"; "E".
6. Open hands (palms down, pointing forward) circle round to finish palms up; then working index hand (palm back, pointing down) moves downwards.
7. Open hands (palms down, pointing forward) circle round to finish palms up as though tracing shape of globe; then make letter shape "M".

# PLANETS



<sup>1</sup>J <sup>2</sup>U P I T E R

R

A

<sup>4</sup>M

<sup>3</sup>N E P T U N E

U

R

<sup>5</sup>V <sup>6</sup>E N U S

C

A

<sup>7</sup>M

U

R

<sup>8</sup>S A T U R N

T

R

H

S

Y

## Horizontal

1. Open hands (palms down, pointing forward) circle round to finish palms up as though tracing shape of globe; then make letter shape "J".
3. Open hands (palms down, pointing forward) circle round to finish palms up as though tracing shape of globe; then make letter shape "N".
5. Open hands (palms down, pointing forward) circle round to finish palms up as though tracing shape of globe; then make letter shape "V".
8. Open hands (palms down, pointing forward) circle round to finish palms up as though tracing shape of globe; then make letter shape "S".

## Vertical

2. Open hands (palms down, pointing forward) circle round to finish palms up as though tracing shape of globe; then make letter shape "U".
4. Open hands (palms down, pointing forward) circle round to finish palms up as though tracing shape of globe; then make letter shapes "M"; "E".
6. Open hands (palms down, pointing forward) circle round to finish palms up; then working index hand (palm back, pointing down) moves downwards.
7. Open hands (palms down, pointing forward) circle round to finish palms up as though tracing shape of globe; then make letter shape "M".